



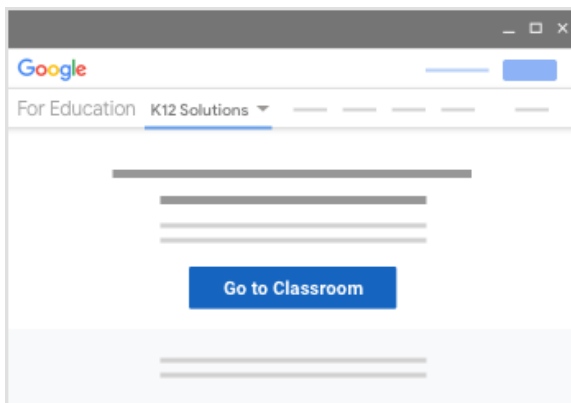
# How do I sign in to Google Classroom?

Sign in to Classroom with your St Thomas of Canterbury account:

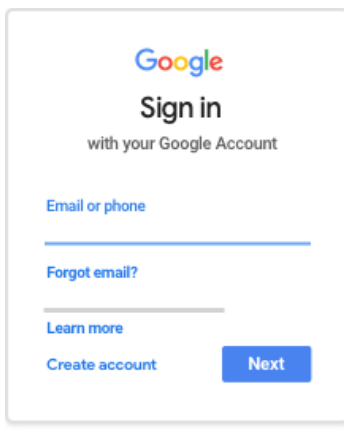
- If you don't know your G Suite for Education account details, ask your teacher.
- You must have an active internet connection to sign in and we strongly recommend using Google Chrome (Google Chrome is a free browser available on all platforms)

## Signing in for the first time

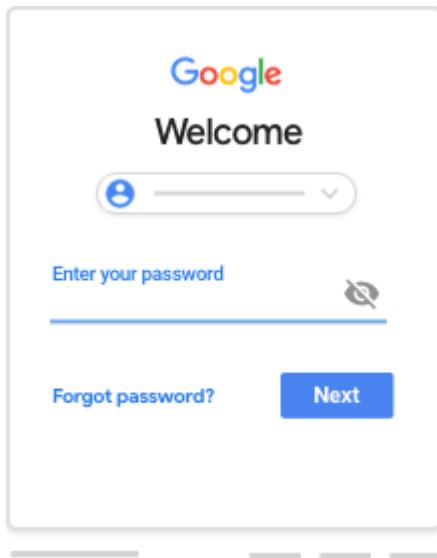
1. Go to [classroom.google.com](https://classroom.google.com) and click Go to Classroom.



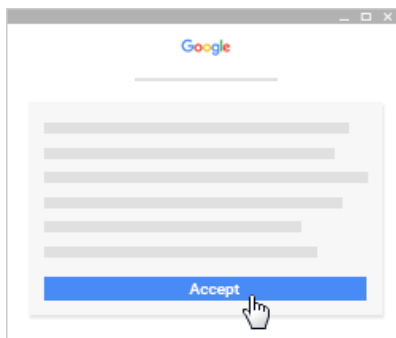
2. Enter your username and click Next.



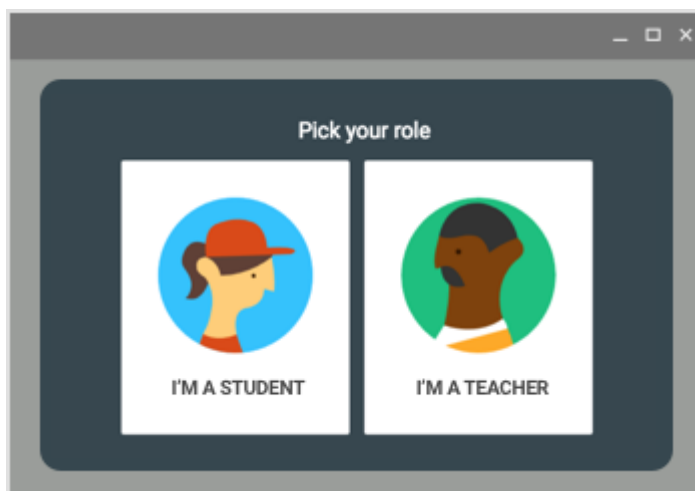
3. Enter your password and click Next.



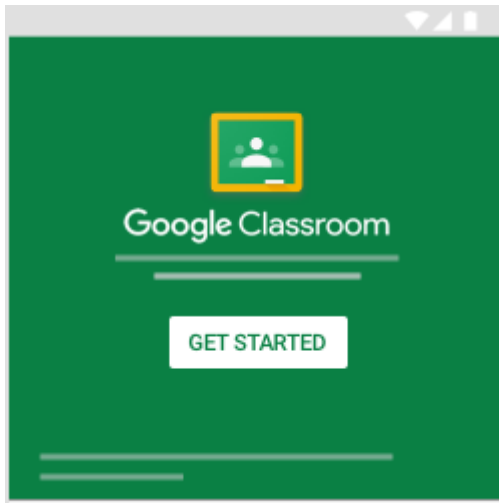
4. If there is a welcome message, read it and click Accept.



5. If you're using a G Suite for Education for the first time, click I'm A Student.



6. Click Get Started.



7. You should now see classrooms which have been set up by your teachers.